


# Pal coupling

帕尔耦合夹紧器

How to use




**Pascal**  
corporation

[www.pascaleng.co.jp](http://www.pascaleng.co.jp)

营业资料 PA-287C(付) REV.0 2020.07

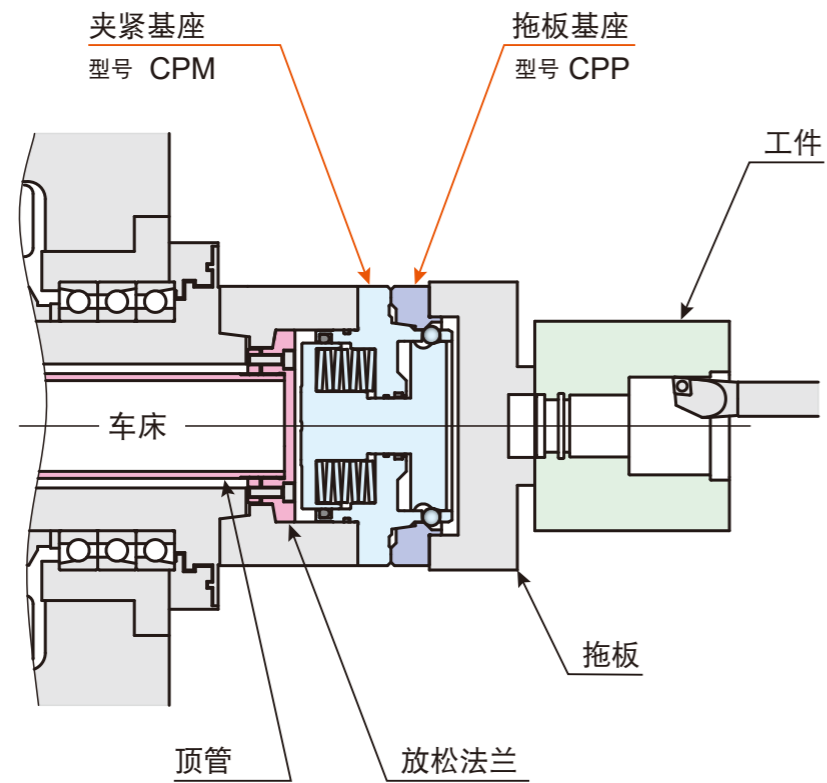
利用八角锥形随行夹紧器诞生了新的切削加工技术





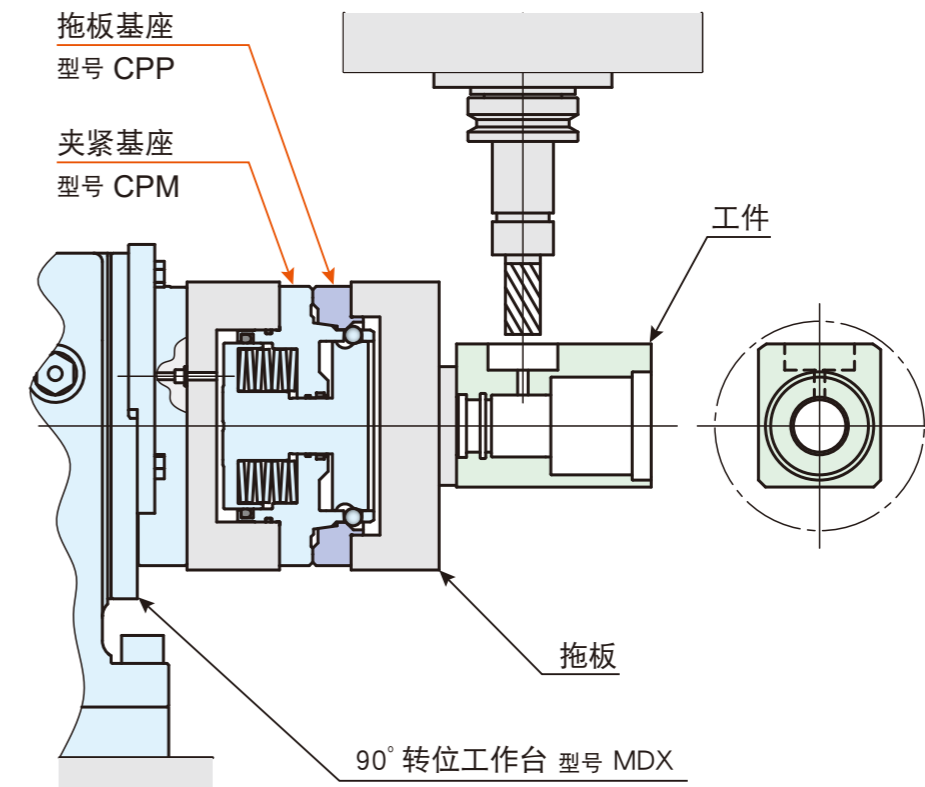


利用八角锥形随行夹紧器的高精度定心机能进行工序分割

### 车床加工



### 立式加工中心：分度旋转后铣削加工

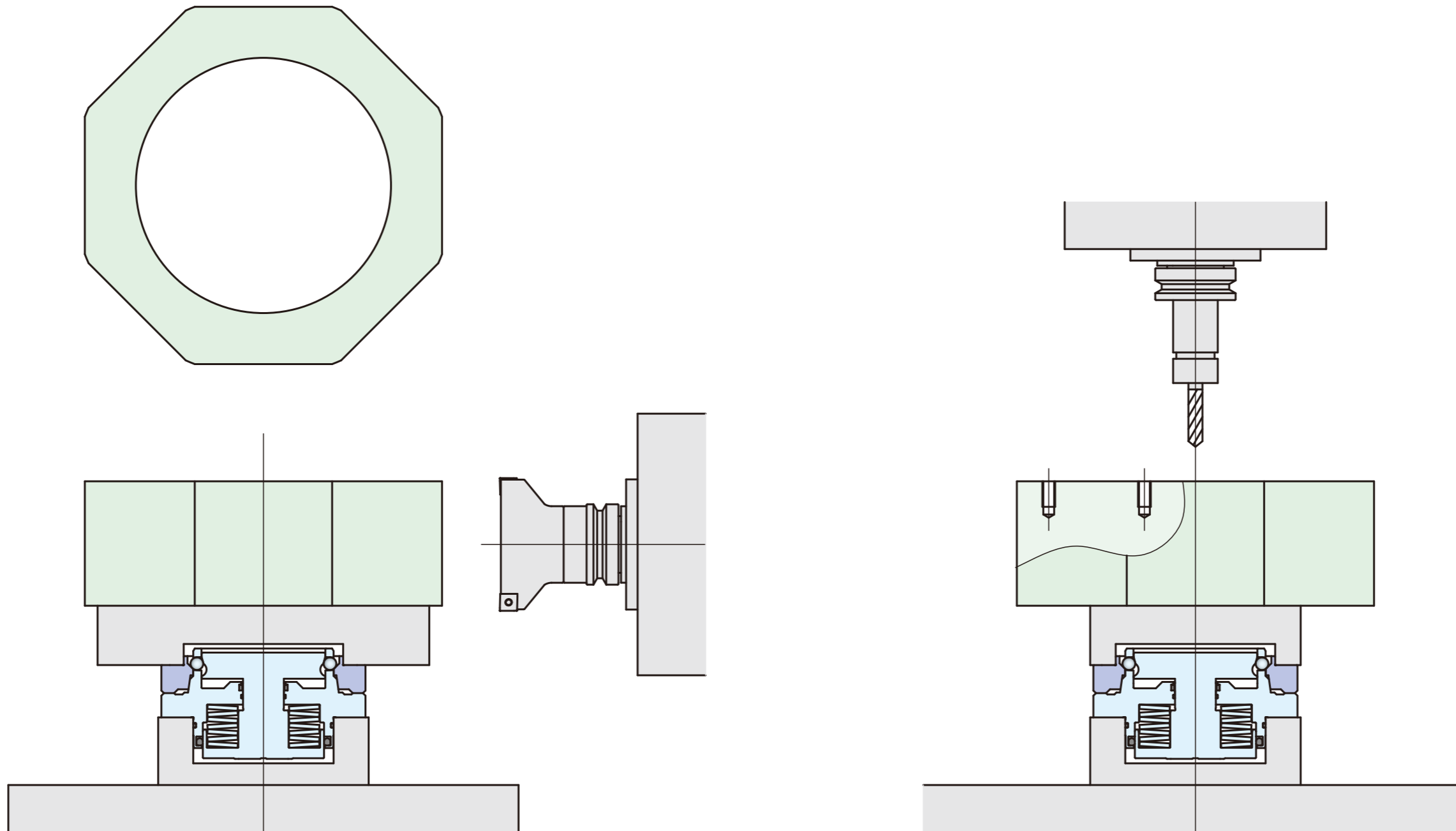


利用八角锥形随行夹紧器的高精度定心机能进行工序分割

卧式加工中心：铣削加工



立式加工中心：铣削加工



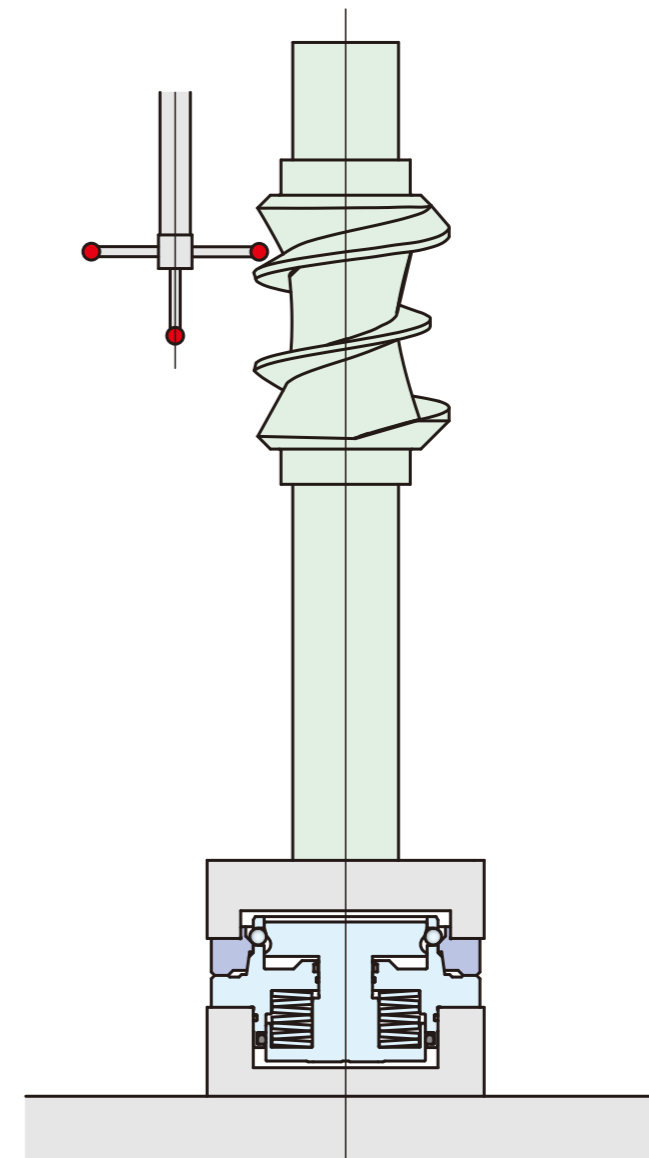
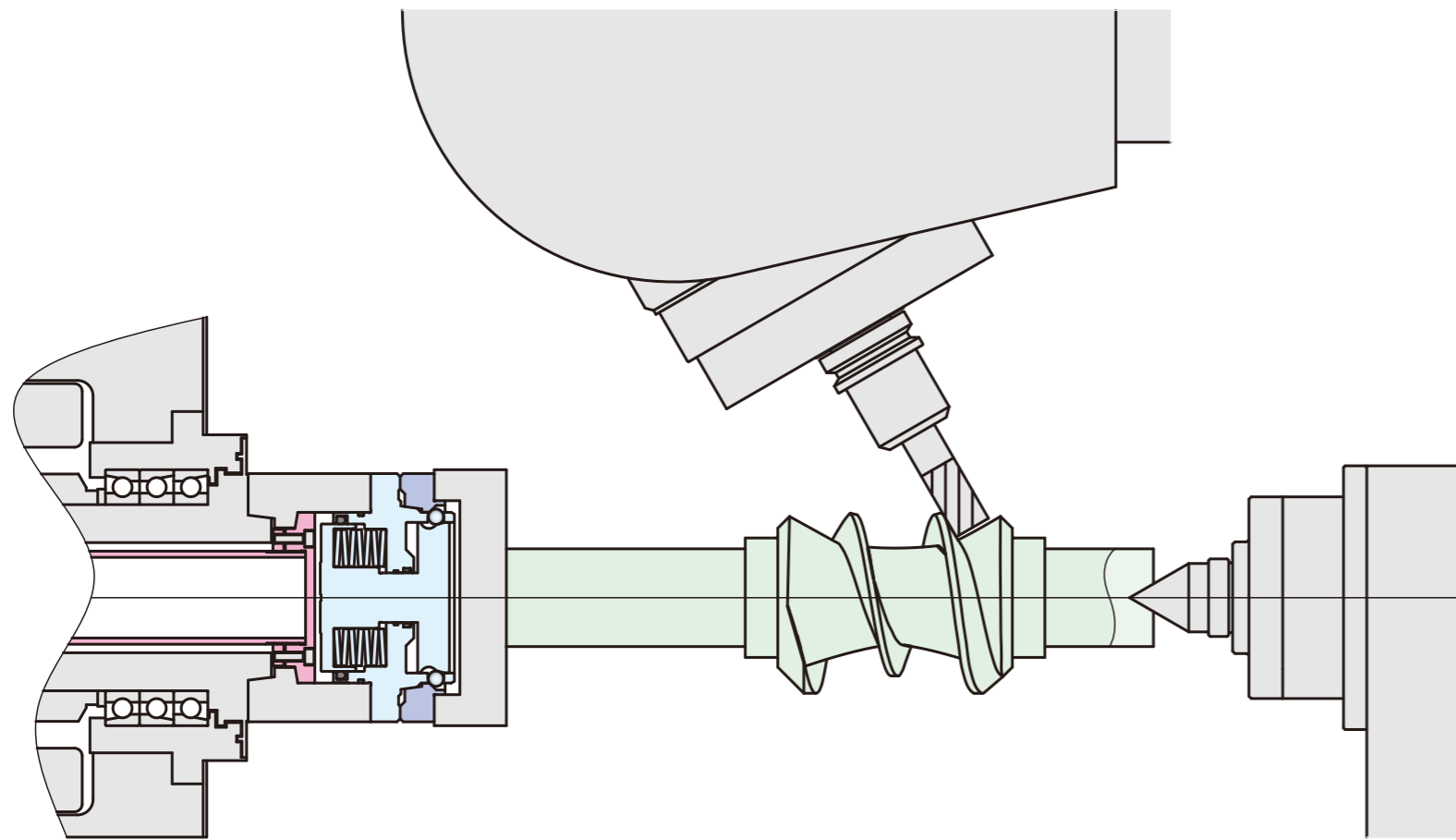


利用八角锥形随行夹紧器的高精度定心机能进行加工工序中的检测

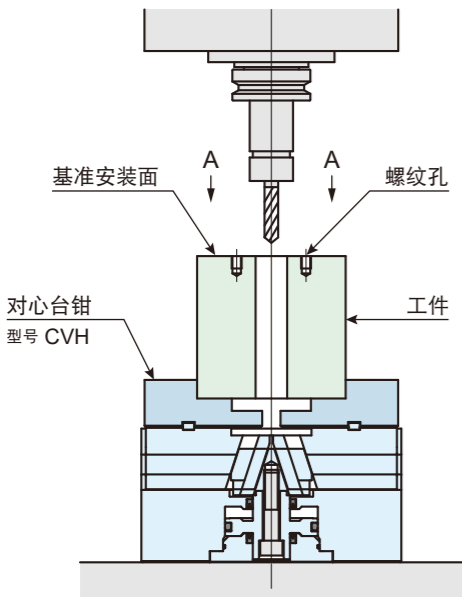
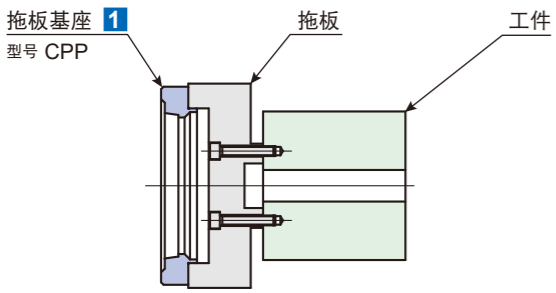
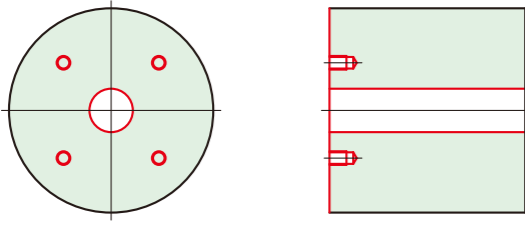
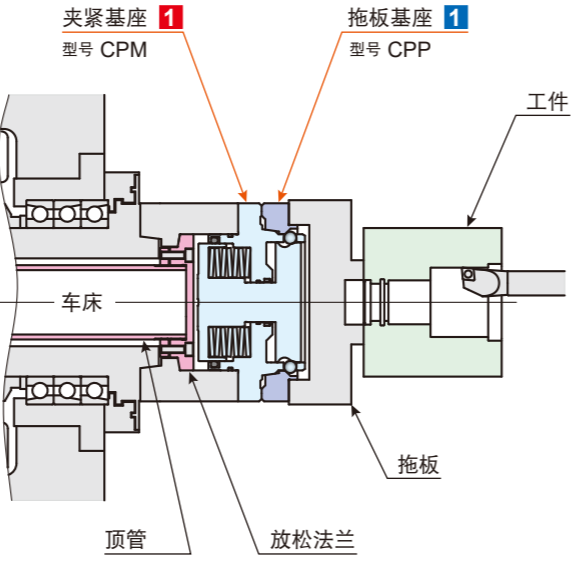

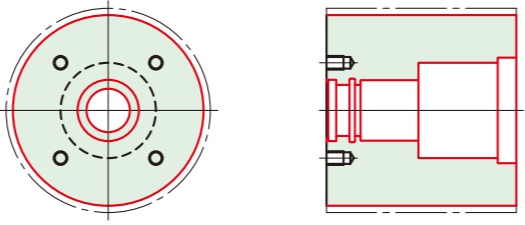
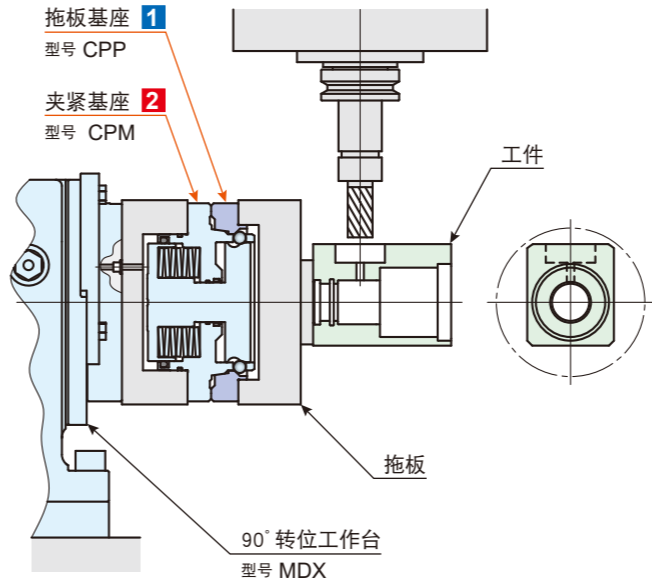

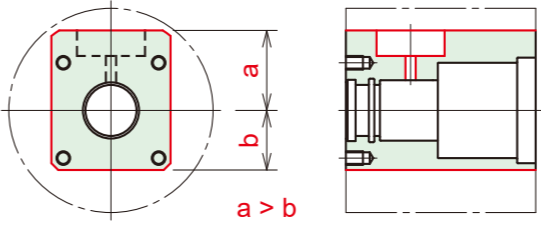
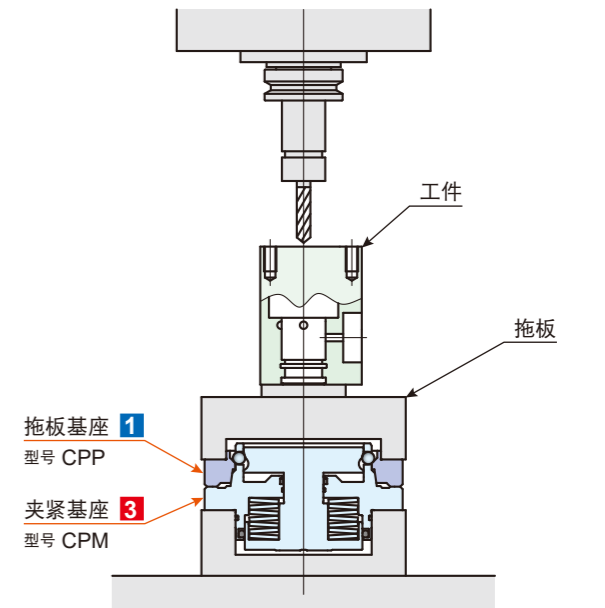
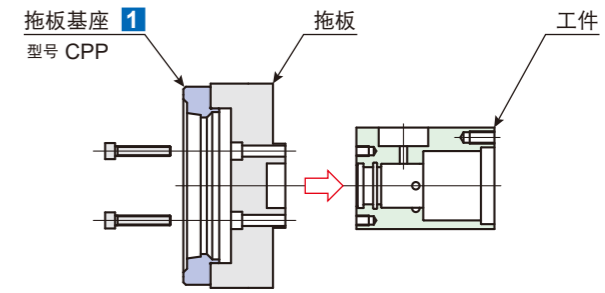
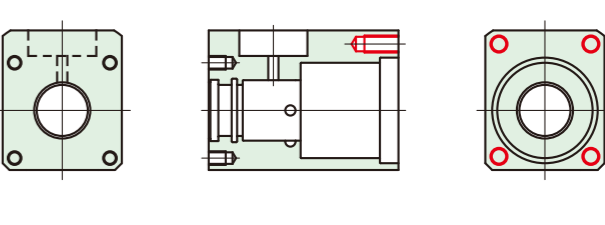
复合加工机



三次元检测器



利用八角锥形随行夹紧器的高精度定心功能进行工序分割的高精度复合加工。 工序间定位精度： $3\mu m$

| 1 工序：基准安装面加工  | 2 工序：车床加工   | 3 工序：分度旋转后铣削加工   | 4 工序：底孔加工   |
|---|---|--|---|
|  <p>基准安装面</p> <p>螺纹孔</p> <p>对心台钳 型号 CVH</p> <p>工件</p> <p>A视图</p> <p>往拖板上安装工件</p>  <p>拖板基座 1 型号 CPP</p> <p>拖板</p> <p>工件</p> <p>1工序完成后的工件</p>  |  <p>夹紧基座 1 型号 CPM</p> <p>拖板基座 1 型号 CPP</p> <p>工件</p> <p>车床</p> <p>顶管</p> <p>放松法兰</p> <p>拖板</p>  <p>夹紧基座</p> <p>拖板基座</p> <p>拖板</p> <p>工件</p> <p>2工序完成后的工件</p>  |  <p>拖板基座 1 型号 CPP</p> <p>夹紧基座 2 型号 CPM</p> <p>工件</p> <p>拖板</p> <p>90° 转位工作台 型号 MDX</p>  <p>夹紧基座</p> <p>拖板基座</p> <p>拖板</p> <p>工件</p> <p>3工序完成后的工件</p>  <p>a</p> <p>b</p> <p>a &gt; b</p> |  <p>拖板基座 1 型号 CPP</p> <p>夹紧基座 3 型号 CPM</p> <p>工件</p> <p>拖板</p> <p>从拖板上拆卸工件</p>  <p>拖板基座 1 型号 CPP</p> <p>拖板</p> <p>工件</p> <p>4工序完成后的工件</p>  |



利用八角锥形随行夹紧器的高精度定心功能进行工序分割的高精度复合加工。 工序间定位精度： $3\mu\text{m}$

