

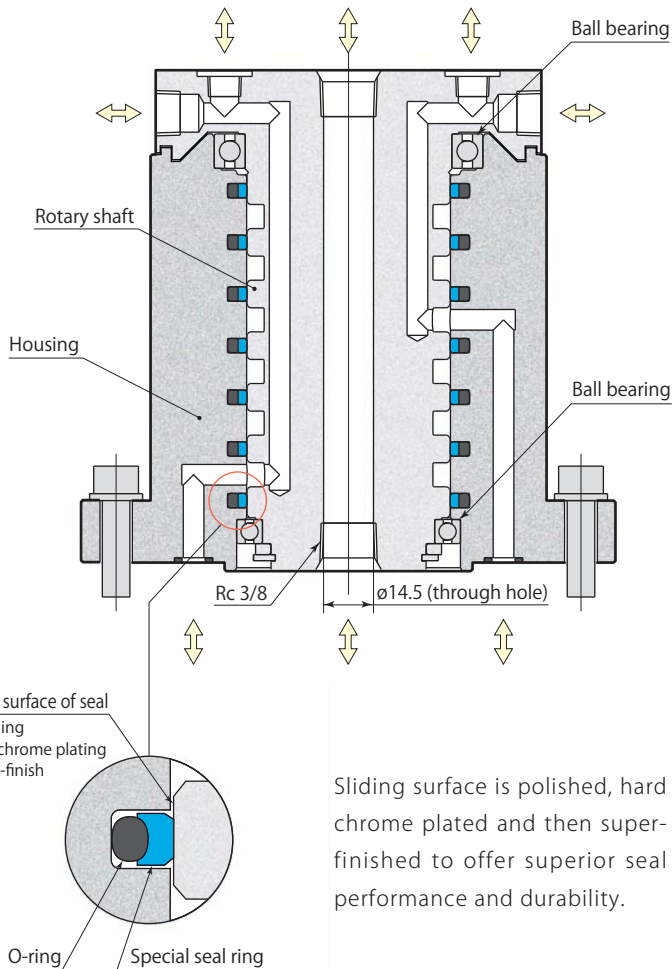
## Single rotary with flange 7MPa

model WRB □



Rotary joint model WRB was developed for low pressure applications. Aluminum is adopted as body material to reduce the weight. This is a center through type, which the through bore of rotary shaft can be used for coolant piping.

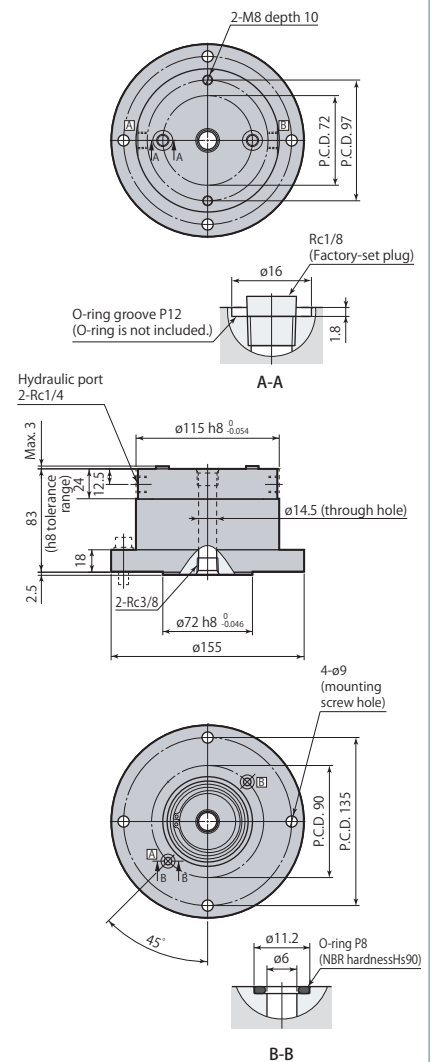
Single rotary with flange is a compact type rotary joint with mounting section of the body shaped in the form of flange to keep the overall height low. Four types are available with 2 to 8 circuits, and each circuit can be used independently. Fluid should be supplied from flange side of the body with manifold piping.



Sliding surface is polished, hard chrome plated and then super-finished to offer superior seal performance and durability.

## 2 circuits

## WRB2

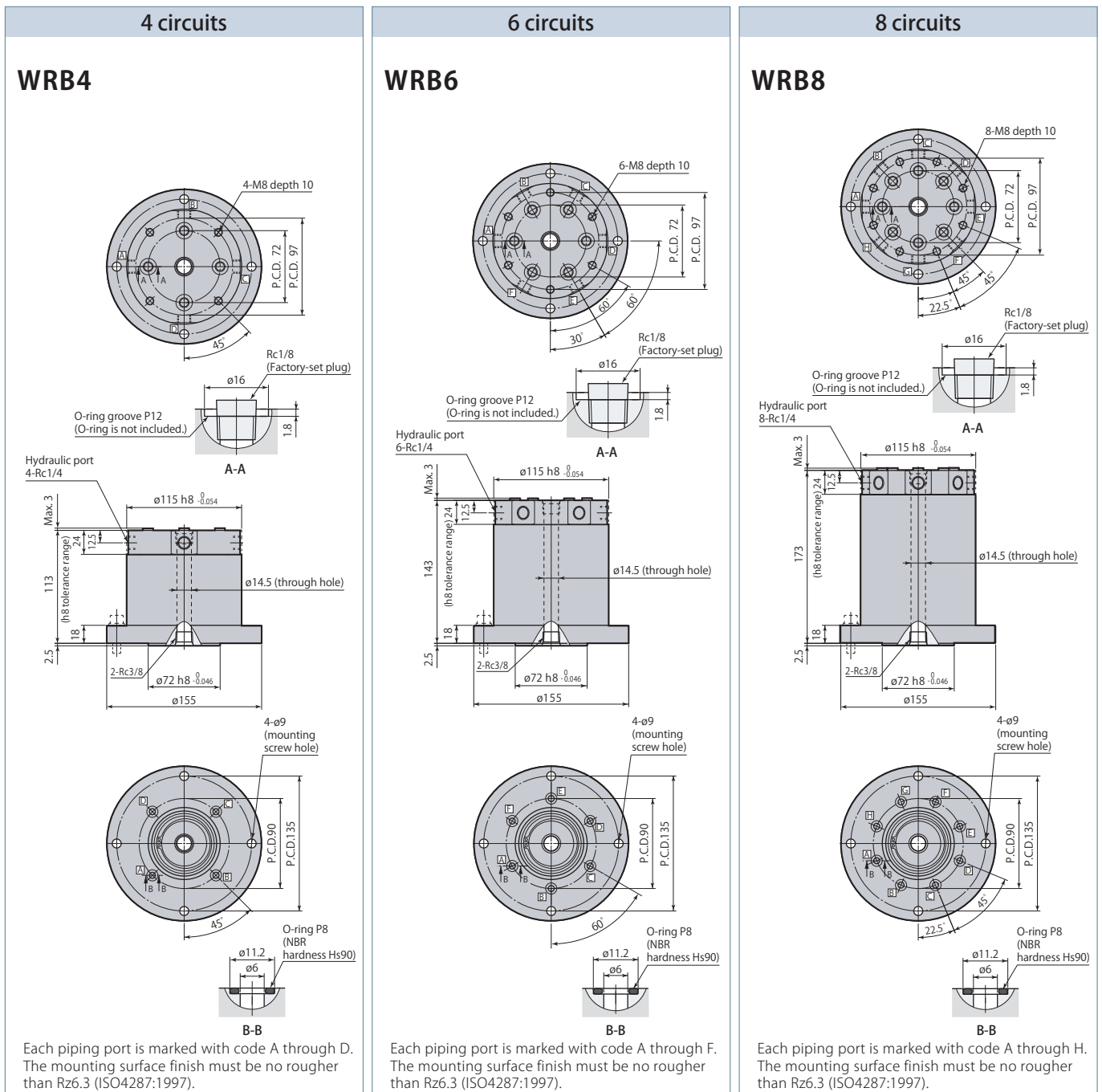


Each piping port is marked with code A or B. The mounting surface finish must be no rougher than Rz6.3 (ISO4287:1997).

### Specifications

Model	WRB2	WRB4	WRB6	WRB8
Number of circuits	2 circuits + 1 circuit*	4 circuits + 1 circuit*	6 circuits + 1 circuit*	8 circuits + 1 circuit*
Orifice area mm <sup>2</sup>	28.3			
Fluid used	General mineral based hydraulic oil (ISO-VG32 equivalent) or air (center through circuit: coolant)			
Max. pressure MPa	7			
Allowable rotations	Varies depending on fluid pressure (refer to <b>page →246</b> for details on allowable rotations.)			
Operating temperature °C	0–70			
Piping port size	Body lower surface is manifold piping, upper surface is Rc1/8, side surface is Rc1/4, center through is Rc3/8			
Mass kg	4.5	5.5	6.5	7.5

\*: +1 circuit indicates a center through circuit (coolant).



● Mounting screws are not included.