

model **DSD**

Large diameter rod
High initial force



model **DSA**

High durability against side-load

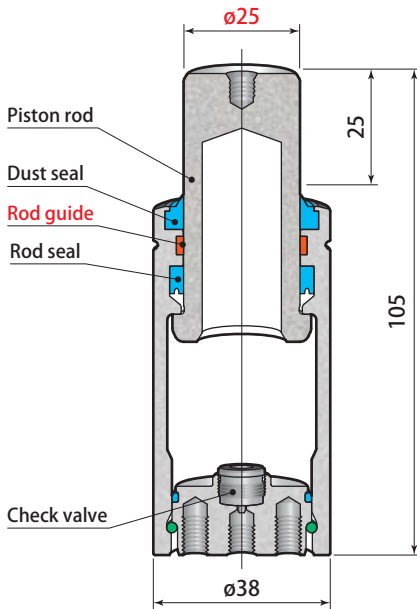


model **DSC**

Compact body



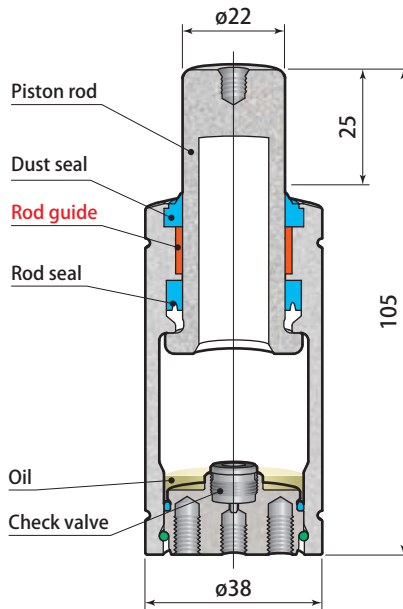
model **DSD38-25**



Rod seal, Sleeve-less construction

Initial force **10.3 kN (1051 kgf)**
Max. side-load **0.52/100 mm**
(Allowable eccentric angle 0.3°)

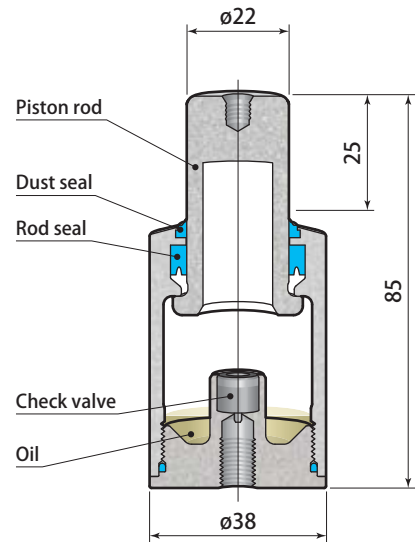
model **DSA38-25**



Rod seal, Sleeve-less construction

Initial force **7.98 kN (814 kgf)**
Max. side-load **0.52/100 mm**
(Allowable eccentric angle 0.3°)

model **DSC38-25**



Rod seal, Sleeve-less construction

Initial force **7.98 kN (814 kgf)**
Max. side-load —

● model DSC is weaker against the side-load compared with model DSA due to the guide-less structure.

model **DNK**

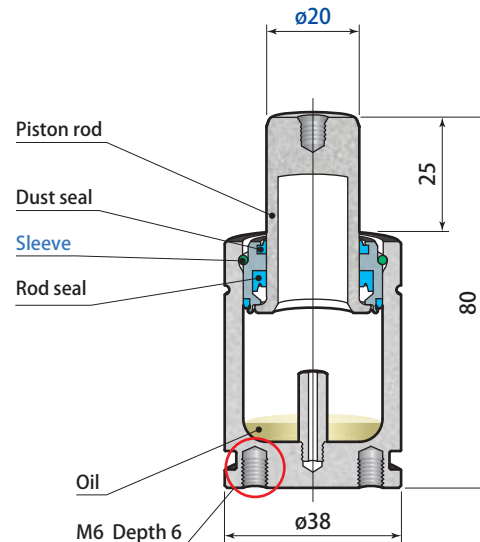
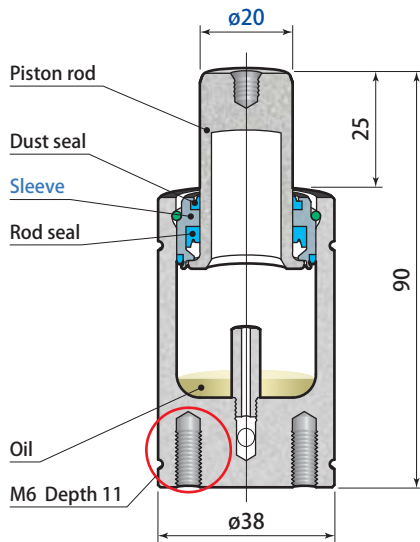
model **DNR**

Compact body and hose-link type



model **DNK0500-25**

model **DNR0500-25**



Rod seal, Sleeve construction

Initial force **4.71 kN (480kgf)**

Max. side-load **0.87/100 mm**
(Allowable eccentric angle 0.5°)

- Installation with a mount flange is advisable for model **DNR** due to the shallow tapped hole at the bottom.