

Model designation

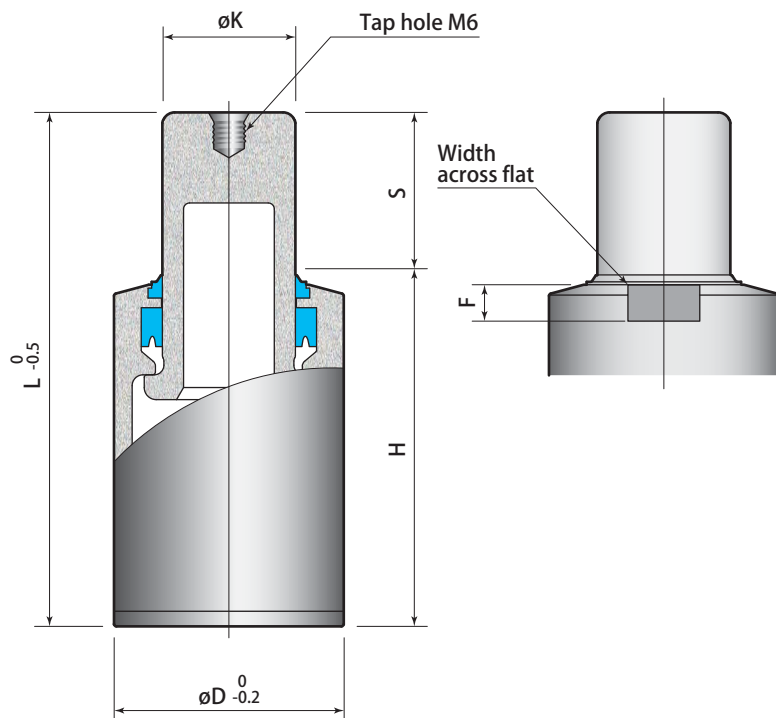
DSC 38 - 25 - 21

- 1 Cylinder diameter (mm)
- 2 Stroke (mm)
- 3 Gas charge pressure (MPa)

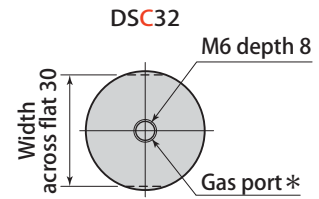
1 Cylinder diameter	2 Stroke	
32 : 32 mm	10 : 10 mm	32 : 32 mm
38 : 38 mm	15 : 15 mm	38 : 38 mm
50 : 50 mm	20 : 20 mm	45 : 45 mm
page → 10	25 : 25 mm	50 : 50 mm
	page → 10	

- 3** Gas charge pressure
- It varies in accordance with the model no.
- 15 : 15 MPa
 - 18 : 18 MPa *DSC38,50 only
 - 21 : 21 MPa *DSC38,50 only
 - OS : Specify "OS" when delivery without gas charge.Charged pressure is unadjustable after delivery.

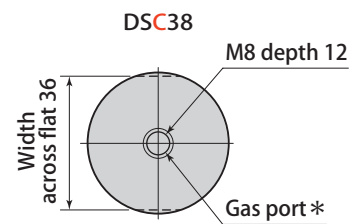
Dimensions



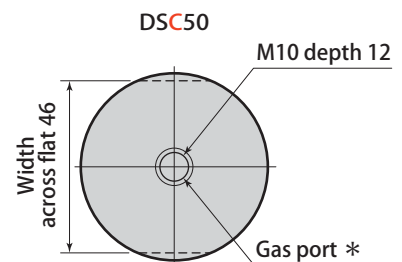
Cylinder base



* Gas port can be used for the mounting of gas spring.



* Gas port can be used for the mounting of gas spring.



* Gas port can be used for the mounting of gas spring.

⚠ Tips for stroke selection

Use gas spring stroke as long as possible to achieve optimal performance of lubrication inside the cylinder.

Model	Stroke mm	Cylinder øD mm	Initial force		Full stroke load		Mass kg	L mm	H mm	F mm	K mm
			kN	kgf	kN	kgf					
DSC32-	10	32	3.82	389	5.96	608	0.2	55	45	5	18
	15				6.03	615	0.2	65	50		
	20				6.06	618	0.2	75	55		
	25				6.08	620	0.2	85	60		
	32				6.37	650	0.3	100	68		
	38				6.43	656	0.3	111	73		
	45				6.39	652	0.3	125	80		
	50				6.37	650	0.3	135	85		
DSC38-	10	38	7.98	814	12.3	1254	0.3	55	45	6	22
	15				12.5	1275	0.3	65	50		
	20				12.6	1285	0.3	75	55		
	25				12.7	1295	0.3	85	60		
	32				13.1	1336	0.4	100	68		
	38				13.3	1356	0.4	111	73		
	45				13.2	1346	0.4	125	80		
	50				13.2	1346	0.5	135	85		
DSC50-	10	50	14.8	1514	23.2	2366	0.6	60	50	8	30
	15				23.7	2417	0.6	70	55		
	20				24.0	2447	0.6	80	60		
	25				24.2	2468	0.7	90	65		
	32				24.6	2509	0.7	105	73		
	38				25.0	2549	0.8	116	78		
	45				25.0	2549	0.8	130	85		
	50				25.0	2549	0.9	140	90		

- Initial force and full stroke load in the table indicate the figure at 20° C, 21MPa charge pressure. (15MPa for model DSC32 only)
- The load at 18MPa (15MPa) for DSC38/50 can be calculated with the formula of (Load at 21MPa) x 18(15) ÷ 21.
- Refer to page → 25~26 for performance table. ● Refer to page → 31~32 for caution in use.