

Model designation

DSD 38 - 25 - 21

- 1 Cylinder diameter (mm)
- 2 Stroke (mm)
- 3 Gas charge pressure (MPa)

1 Cylinder diameter

- 32 : 32 mm
- 38 : 38 mm
- 50 : 50 mm

page → 6

2 Stroke

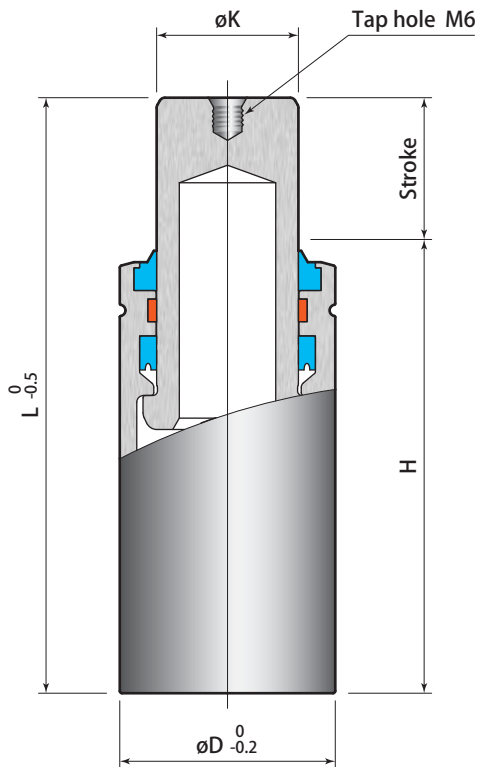
- 10 : 10 mm
- 15 : 15 mm
- 20 : 20 mm
- 25 : 25 mm
- 32 : 32 mm
- 38 : 38 mm
- 45 : 45 mm
- 50 : 50 mm

page → 6

3 Gas charge pressure

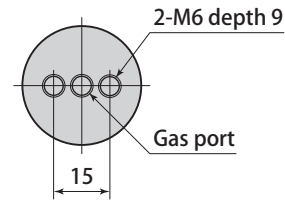
- 15 : 15 MPa
- 16 : 16 MPa *DSD32only
- 18 : 18 MPa
- 21 : 21 MPa
- OS : Specify "OS" when delivery without gas charge.Charged pressure is unadjustable after delivery.

Dimensions

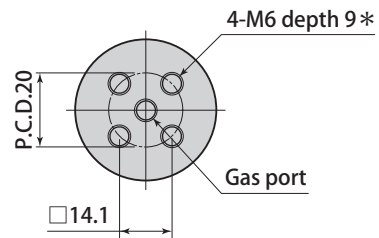


Cylinder base

DSD32

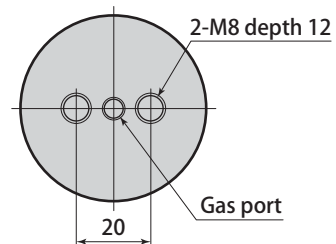


DSD38



* Diagonal 2 tap holes can be used for mounting.

DSD50



Model	Stroke mm	Cylinder øD mm	Initial force		Full stroke load		Mass kg	L mm	H mm	K mm
			kN	kgf	kN	kgf				
DSD32-	10	32	6.60	673	8.46	863	0.3	75	65	20
	15				8.97	915	0.3	85	70	
	20				9.35	954	0.3	95	75	
	25				9.65	984	0.3	105	80	
	32				9.86	1006	0.3	120	88	
	38				9.83	1002	0.4	135	97	
	45				9.97	1016	0.4	150	105	
	50				10.1	1029	0.4	160	110	
	new 56				10.0	1024	0.4	175	119	
	new 63				9.87	1007	0.5	195	132	
	new 80				10.1	1032	0.5	230	150	
DSD38-	10	38	10.3	1051	13.5	1378	0.4	75	65	25
	15				14.4	1470	0.4	85	70	
	20				15.1	1539	0.4	95	75	
	25				15.6	1591	0.5	105	80	
	32				16.0	1631	0.5	120	88	
	38				15.9	1626	0.5	135	97	
	45				16.2	1651	0.6	150	105	
	50				16.4	1674	0.6	160	110	
	new 56				16.3	1665	0.6	175	119	
	new 63				15.3	1561	0.7	205	142	
	new 80				15.8	1611	0.8	240	160	
DSD50-	10	50	20.2	2060	25.5	2602	0.8	90	80	35
	15				24.9	2542	0.9	115	100	
	20				26.1	2660	1.0	125	105	
	25				27.1	2763	1.0	135	110	
	32				28.2	2874	1.1	150	118	
	38				28.7	2922	1.2	165	127	
	45				29.4	3000	1.2	180	135	
	50				30.0	3058	1.3	190	140	
	new 56				30.2	3081	1.3	205	149	
	new 63				30.7	3135	1.4	220	157	
	new 80				31.9	3257	1.5	255	175	

- Initial force and full stroke load in the table indicate the figure at 20° C, 21MPa charge pressure.
- Calculate the load in case of 18MPa(16MPa, 15MPa) charge pressure with (Load at 21MPa) x 18 (16, 15) ÷ 21.
- Refer to **page → 15~20** for performance table. ● Refer to **page → 31~32** for caution in use.